

About Course Content

The Content tool is used to store course content such as the course syllabus, lecture notes, and readings. View course content by clicking the **Content** link on your Course Home navigation bar.



The Course Content page displays.

Modules	Course Content
<ul style="list-style-type: none"> Intro Unit1. Canadian Lit. Unit2. African Lit. Unit3. Australian Lit. Unit4. Other Lit. 	<p>search content</p> <p>compile for printing</p> <ul style="list-style-type: none"> Introduction <ul style="list-style-type: none"> Course Syllabus Assignment Details List of Readings Unit1. Canadian Literature <ul style="list-style-type: none"> Michael Ondaatje's In the Skin of a Lion Week 1 Week 2 Week 3 Unit2. African Literature <ul style="list-style-type: none"> J.M Coetzee's Waiting for the Barbarians Unit3. Australian Literature <ul style="list-style-type: none"> Peter Carey's True History of the Kelly Gang Unit4. Other Literature <ul style="list-style-type: none"> Salman Rushdie's Midnight's Children Austin Clarke's The Polished Hoe

Note Access to this area is dependent on the permissions set up for you by your organization or instructor.

Note Your instructor may have defined a specific learning path for your course. If this is the case, some content areas will only be available to you once you have completed prerequisite sections or assignments.

Viewing Course Content









From the Course Content page, click the title link for the course content topic you want to open.

The Content page displays.



Course Content options

Use the tool bar at the top of a Content page to:

Icon	Option	Description
	Show/Hide TOC	Show/Hide the Table of Contents on the left of the screen.
	Unlock this topic	Open content frame in a separate window.
	Discuss this topic	If a discussion has been created on this topic, you will be taken directly to this discussion.
	Get help on this topic	Get help on a topic (currently not in use).
	Give feedback on this topic	Leave anonymous feedback on a topic.
	Bookmark this topic	Bookmark the current topic so you can come back and view it easily. You can only have one topic per course bookmarked at a time.
	Print this topic	Print the current topic.
	Previous topic / Next topic	Navigate back and forth between content topics.

Use the Table of Contents menu on the left side of the page to navigate to related topics.