



***INSTITUTE OF
TECHNOLOGY***

ALUMNI SURVEY 2018

Summer 2016-Spring 2017 Graduates

APRIL 23, 2018

OKLAHOMA STATE UNIVERSITY INSTITUTE OF TECHNOLOGY
Office of Institutional Research

Executive Summary

The Alumni Survey is a tool used to check-in on graduates approximately one year after graduation to determine the positive placement rate and “success” of these graduates by program. This survey also provides an opportunity to update contact information and helps maintain the lines of communication between Oklahoma State University Institute of Technology and those who can support the institution in a number of ways. This 2018 alumni cohort consists of students who graduated during the 2016-2017 academic year (summer 2016 through spring 2017) resulting in a range of respondents who are anywhere from eight to 16 months post-graduation. The OSUIT Office of Institutional Research administered the Alumni Survey entirely online.

Of the 672 alumni who graduated during the 2016-2017 academic year, 663 had viable email addresses and were invited to participate in this survey; 103 responded to the survey for a response rate of 15.5 percent. Fifty-eight percent of respondents were male, 75 percent of those reporting addresses live in Oklahoma, and the largest number of respondents (17) graduated from the School of Engineering Technologies (A.A.S. and B.T.) programs followed closely by the School of Information Technologies (16) and Nursing and Health Sciences (16). Seventy-one percent (73/103) reported employment; 18 percent reported continuing their education; four percent reported seeking employment, while the remaining six percent reported *not* seeking employment.

Among employed alumni, 81 percent (59/73) reported full-time employment; one of these reported military service as employment. Sixty-six percent of employed alumni reported employment prior to graduation, while 84 percent reported employment within 6 months of graduation. Of the 62 respondents reporting salary data, ten reported earnings in excess of \$70,000 per year. Alumni reported salary data with a median pay range of \$45,000 to \$49,999.

Alumni expressed the highest levels of satisfaction (either 4= Satisfied or 5= Very Satisfied) with "Instructors' willingness to help me meet my educational goals" (76%) and in the following *skills* areas:

- Technical skills (74.8%)
- Analytical skills (74.8%)
- Time management skills (74.8%)
- Professional/ethical behavior (74.8%)
- Taking direction from supervisor (74.8%)
- Independent decision-making (73.8%)

Alumni expressed lowest satisfaction (same scale as above, either 4= Satisfied or 5= Very Satisfied) in the following areas:

- Student club or organization associated with my program (48.5%)
- Opportunities for off-campus practical experience in my chosen career field (56.3%)
- OSUIT helped me prepare to interact with people from diverse backgrounds (59.2%)
- Quality of on-campus applied learning and practical experiences (60.2%)

Following is a five-year summary of the rates of positive responses (ratings of 4 or 5-- *satisfied* or *very satisfied*-- on a five-point scale) for each scale item as listed in the alumni survey with a line graph showing differences across the five-year span.

Note: When interpreting these results, remember that some areas of focus are less important or may not apply to alumni from non-technical programs or without internship experiences. In such cases, these may result in fewer responses or lower percentages of positive scores (ex., off-campus field experience or taking direction from a supervisor), particularly if the alumni continued their education and had not yet entered the workforce. In addition, graphs showing a changes from year to year do not imply statistical significance; they are merely visual cues indicating change.

Scale 1: Work-related Skills*	2014 Report (n=66)	2015 Report (n=118)	2016 Report (n=98)	2017 Report (n=124)	2018 Report (n=103)	Five Year Trend
Technical skills	69.70%	83.05%	81.63%	78.23%	74.76%	
Analytical skills	65.15%	83.90%	83.67%	90.35%	74.76%	
Leadership	57.58%	71.19%	69.39%	69.35%	66.02%	
Cooperation/teamwork	66.67%	78.81%	80.61%	75.81%	71.84%	
Problem solving	69.70%	86.44%	81.63%	79.84%	71.84%	
Time management	69.70%	81.36%	74.49%	75.81%	74.76%	
Communication skills	74.24%	78.81%	78.57%	79.03%	70.87%	
Professional/ethical behavior	81.82%	82.20%	83.67%	80.65%	74.76%	
Independent decision-making	69.70%	83.05%	82.65%	79.03%	73.79%	
Taking direction	74.24%	83.05%	75.51%	77.42%	74.76%	

*Cumulative percentage of positive responses (4="Satisfied" or 5="Very Satisfied")

Scale 2: Educational Experience*	2014 Report (n=66)	2015 Report (n=118)	2016 Report (n=98)	2017 Report (n=124)	2018 Report (n=103)	Five Year Trend
Quality of instruction	74.24%	87.29%	81.63%	75.81%	72.82%	
Rigor of program	69.70%	81.36%	76.53%	76.61%	69.90%	
Instructors' knowledge of subject	71.21%	91.53%	85.71%	76.61%	72.82%	
On-campus applied learning	66.67%	79.66%	71.43%	70.97%	60.19%	
Technology as in the field	74.24%	76.27%	71.43%	63.71%	70.87%	
Instructors' willingness/educ. goals	86.36%	90.68%	83.67%	77.42%	71.84%	
Instructors' willingness/career goals	77.27%	83.90%	76.53%	72.58%	68.93%	
Off-campus field experience	65.15%	68.64%	65.31%	61.29%	56.31%	
Campus clubs/organizations	50.00%	58.47%	56.12%	50.81%	48.54%	

*Cumulative percentage of positive responses (4="Satisfied" or 5="Very Satisfied")

Scale 3: Educational Goals*	2014 Report (n=66)	2015 Report (n=118)	2016 Report (n=98)	2017 Report (n=124)	2018 Report (n=103)	Five Year Trend
OSUIT & Educational goals	80.30%	85.59%	84.69%	78.23%	75.73%	
OSUIT & Career skills	65.15%	83.05%	81.63%	74.19%	66.99%	
OSUIT & Field experience	57.58%	72.03%	72.45%	66.94%	66.02%	
OSUIT & Industry contacts	60.61%	66.10%	66.33%	58.06%	64.08%	
OSUIT & Diversity interactions	62.12%	72.88%	76.53%	66.94%	59.22%	

*Cumulative percentage of positive responses (4="Agree" or 5="Strongly Agree")

Summary Items Scale*	2014 Report (n=66)	2015 Report (n=118)	2016 Report (n=98)	2017 Report (n=124)	2018 Report (n=103)	Five Year Trend
I would attend OSUIT again	65.15%	81.36%	83.67%	70.97%	67.96%	
I would recommend OSUIT	72.73%	85.59%	84.69%	78.23%	71.84%	
Overall, I am satisfied with OSUIT	72.73%	88.98%	85.71%	80.65%	72.82%	



*Cumulative percentage of positive responses (4="Agree" or 5="Strongly Agree")














The remainder of the report contains tables showing the frequency of responses for each scale item. When appropriate, tabled results include a tally of “not applicable” responses. Also included in Appendix A is a copy of the online version of the Alumni Survey.

Respectfully,

Curtis E. Miller, Analyst
OSUIT Office of Institutional Research
April 24, 2018








Demographics

Gender			
Responses	Count	%	
Male	60	58.25%	
Female	43	41.75%	
Total Responses	103	100.00%	

Q5d. Residence: State/Province			
Responses	Count	%	
Alaska	1	0.97%	
Arkansas	1	0.97%	
Illinois	1	0.97%	
Maryland	1	0.97%	
Missouri	1	0.97%	
New Mexico	2	1.94%	
Ohio	1	0.97%	
Oklahoma	73	70.87%	
Pennsylvania	1	0.97%	
Tennessee	2	1.94%	
Texas	4	3.88%	
Other	1	0.97%	
(Did not answer)	14	13.59%	
Total	103	100.00%	

Q6. In which major program of study did you graduate? (select each)
 Note: Survey question broken out by School. Multiple responses allowed.*

Arts & Sciences

Responses	Count	%	
Arts & Sciences - Allied Health Sciences (pre-nursing)	4	3.31%	
Arts & Sciences - Business	1	0.83%	
Arts & Sciences - Enterprise Development, Business Administration	2	1.65%	
Arts & Sciences - Enterprise Development, General Studies	0	0.00%	
Arts & Sciences - Office Information Systems Technologies	3	2.48%	
Arts & Sciences - Pre-Professional Studies	1	0.83%	
Arts & Sciences - Pre-Education (elementary)	4	3.31%	
Arts & Sciences - Pre-Education (secondary)	4	3.31%	
Total	19	15.70%	

Q6. In which major program of study did you graduate? (continued)

Automotive Technologies

Responses	Count	%	
Automotive Technologies - Collision Repair	2	1.65%	
Automotive Technologies - Ford ASSET	0	0.00%	
Automotive Technologies - GM ASEP	1	0.83%	
Automotive Technologies - MOPAR CAP	0	0.00%	
Automotive Technologies - PRO-TECH	0	0.00%	
Automotive Technologies - Toyota T-TEN	1	0.83%	
Total	4	3.31%	

Construction Technologies

Responses	Count	%	
Construction Technologies - Air Conditioning & Refrigeration	3	2.48%	
Construction Technologies - Construction Management	2	1.65%	
Construction Technologies - Electrical	2	1.65%	
Construction Technologies - High Voltage Lineman	3	2.48%	
Total	10	8.26%	

Culinary Arts

Responses	Count	%	
Culinary Arts	5	4.13%	
Total	5	4.13%	

Diesel & Heavy Equipment

Responses	Count	%	
Diesel & Heavy Equipment - Aggreko SelecTech	0	0.00%	
Diesel & Heavy Equipment - CAT Dealer Prep	2	1.65%	
Diesel & Heavy Equipment - Komatsu	3	2.48%	
Diesel & Heavy Equipment - Truck Technician	1	0.83%	
Diesel & Heavy Equipment - Western Equipment Dealers Assoc.	1	0.83%	
Total	7	5.79%	

Energy Technologies

Responses	Count	%	
Energy Technologies - Natural Gas Compression	4	3.31%	
Energy Technologies - Pipeline Integrity Technology	2	1.65%	
Energy Technologies - Power Plant Technology	0	0.00%	
Total	6	4.96%	

Q6. In which major program of study did you graduate? (continued)

Engineering Technologies

Responses	Count	%	
Engineering Technologies - Civil Engineering (BT)	2	1.65%	
Engineering Technologies - Civil Engineering/Surveying (AAS)	2	1.65%	
Engineering Technologies - Electrical/Electronics and Instrumentation (AAS)	6	4.96%	
Engineering Technologies - Electromechanical	0	0.00%	
Engineering Technologies - Engineering Graphics & Design Drafting	2	1.65%	
Engineering Technologies - Industrial Maintenance Technologies (AAS)	0	0.00%	
Engineering Technologies - Instrumentation Technology (AAS)	0	0.00%	
Engineering Technologies - Instrumentation Engineering (BT)	3	2.48%	
Engineering Technologies - Manufacturing Technology	2	1.65%	
Engineering Technologies - Watchmaking & Microtechnology	3	2.48%	
Total	20	16.53%	

Information Technologies

Responses	Count	%	
Information Technologies - (AAS)	9	7.44%	
Information Technologies - (AS)	7	5.79%	
Information Technologies - Cybersecurity and Digital Forensics Option (BT)	5	4.13%	
Information Technologies - Enterprise Management Option (BT)	0	0.00%	
Information Technologies - Network Infrastructure Option (BT)	2	1.65%	
Information Technologies - Software Development Option (BT)	1	0.83%	
Total	24	19.83%	









Nursing & Health Sciences

Responses	Count	%	
Nursing & Health Sciences - Nursing (AAS)	12	9.92%	
Nursing & Health Sciences - Nursing LPN to RN Transition	0	0.00%	
Nursing & Health Sciences - Orthotics & Prosthetics Technology	3	2.48%	
Total	15	12.40%	

Visual Communication









Responses	Count	%	
Visual Communication - 3D Modeling & Animation	2	1.65%	
Visual Communication - Graphic Design Technology	6	4.96%	
Visual Communication - Photography	2	1.65%	
Other (Please specify)	1	0.83%	
Total	11	9.09%	
Grand Total	121	100.00%	

*NOTE: Multiple answers per participant possible; overall total of 121 exceeds reported participant count of 103.





Q7. Placement: Please indicate what best describes your activities since graduation?			
Responses	Count	%	
Employed in my field of study or a related field*	56	54.37%	
Employed, but in an unrelated field (includes self-employed)*	9	8.74%	
Self-employed in field related to my education - business owner*	6	5.83%	
Self-employed in field related to my education - freelance/contract work*	1	0.97%	
Continuing education	20	19.42%	
Seeking employment in my field of study or in a related field	4	3.88%	
Seeking employment in an unrelated field	0	0.00%	
Not seeking employment at this time	6	5.83%	
Serving in the Armed Forces*	1	0.97%	
Other (please specify)**	0	0.00%	
(Did not answer)	0	0.00%	
Total Responses	103	100.00%	

*Employment categories included in employment results (n=73)




**Four "Other" responses were placed in appropriate categories.

Q8e. Please indicate your current place of employment: State			
Responses	Count	%	
Arkansas	1	1.37%	
New Jersey	1	1.37%	
New Mexico	2	2.74%	
Oklahoma	38	52.05%	
Tennessee	2	2.74%	
Texas	1	1.37%	
Virginia	1	1.37%	
(Did not answer)	27	36.99%	
Total	73	100.00%	








Total refers to graduates who reported current employment.

Q9. How long have you been employed with this company?			
Responses	Count	%	
Less than six months	12	16.44%	
Between six months and one year	18	24.66%	
More than a year	35	47.95%	
(Did not answer)	8	10.96%	
Total Responses	73	100.00%	



















Total refers to graduates who reported current employment.

Q10. Do you work full- or part-time?			
Responses	Count	%	
Full-time	59	80.82%	
Part-time	5	6.85%	
(Did not answer)	9	12.33%	
Total Responses	73	100.00%	




Total refers to graduates who reported current employment.

Q11. From the time you graduated, how long did you search for a job?			
Responses	Count	%	
I had a job lined up prior to graduation	48	65.75%	
Less than 1 month	5	6.85%	
1-3 months	4	5.48%	
4-6 months	4	5.48%	
6-8 months	2	2.74%	
9-12 months	0	0.00%	
More than 12 months	1	1.37%	
(Did not answer)	9	12.33%	
Total Responses	73	100.00%	




Total refers to graduates who reported current employment.

Q13. Please mark the range that best reflects your current annual pay before taxes.			
Responses	Count	%	
\$14,999 or less	2	3.23%	
\$15,000-\$19,999	1	1.61%	
\$20,000-\$24,999	3	4.84%	
\$25,000-\$29,999	4	6.45%	
\$30,000-\$34,999	8	12.90%	
\$35,000-\$39,999	7	11.29%	
\$40,000-\$44,999	3	4.84%	
\$45,000-\$49,999	7	11.29%	
\$50,000-\$54,999	1	1.61%	
\$55,000-\$59,999	7	11.29%	
\$60,000-\$64,999	7	11.29%	
\$65,000-\$69,999	2	3.23%	
\$70,000-\$74,999	5	8.06%	
\$75,000-\$79,999	1	1.61%	
\$80,000-\$84,999	2	3.23%	
\$85,000-\$89,999	0	0.00%	
\$90,000-\$94,999	1	1.61%	
\$95,000-\$99,999	1	1.61%	
\$100,000 or more	0	0.00%	
(Did not answer)	11	15.07%	
Total Responses	73	100.00%	

Total refers to graduates who reported current employment.

Q14. Do you have one or more individuals you recognize as your supervisor?			
Responses	Count	%	
Yes	53	72.60%	
No	10	13.70%	
(Did not answer)	10	13.70%	
Total Responses	73	100.00%	

Total refers to graduates who reported current employment.

Q15. May we invite your supervisor to participate in the OSUIT Employer Survey?			
Responses	Count	%	
Yes	4	5.48%	
No	48	65.75%	
(Did not answer)	21	28.77%	
Total Responses	73	100.00%	

Total refers to graduates who reported current employment.

Q17. Continuing Education: Which institution did you transfer to?	
Continuing Bachelor Program at OSUIT. (3)	
Eastern Oklahoma State College	
Northeastern State University	
Oklahoma State University-Stillwater (6)	
OSU-Tulsa completed. Awaiting response from OU-Schusterman Campus	
Still enrolled at OSUIT. (5)	
TCC/OSU-Tulsa	

Q18. In what major(s) did you enroll?	
Agribusiness	
Bachelor of Information Technologies (2)	
Bachelor of Information Technologies in Cyber Security	
Bachelor of Information Technologies in Software Development (3)	
Dietitian Nutritionist	
Enterprise Management	
Food Science	
Hotel Restaurant Administration	
Instrumentation Technologies (2)	
Landscape Architecture and Management	
Mechanical Engineering	
Nursing	
Nutritional Sciences	
Psychology	

Q19. What is your ultimate educational goal?
Bachelor's degree (3)
Bachelors degree for food safety and work in inspections for FDA
Bachelor's Degree in Information Technology
BT in Enterprise Management
BT in Software Development
Combine my Natural Gas technical skills with Agribusiness
Complete my bachelors and use my knowledge from both OSUIT and OSU-STW for business and self
Gain as much knowledge as I can and make a significant contribution in the field.
Get a job in my field of study
Graduate and go back into the pipeline industry as a Pipeline Integrity Engineer
Masters degree
Masters degree as a Registered Dietitian
Masters in LPC
Master's, PhD
Nurse practitioner

Q20. In which branch of the military do you serve?	Count	%	
Air Force	1	0.97%	
Army	0	0.00%	
Coast Guard	0	0.00%	
Marines	0	0.00%	
Navy	0	0.00%	
Other (please specify)	0	0.00%	
(Did not answer)	102	99.03%	
Total Responses	103	100.00%	

Skills Satisfaction

21(a): Technical skills	Count	%	
1 - Very Dissatisfied	2	1.94%	
2 - Dissatisfied	5	4.85%	
3 - Neutral	13	12.62%	
4 - Satisfied	28	27.18%	
5 - Very Satisfied	49	47.57%	
N/A - Not Applicable	0	0.00%	
(Did not answer)	6	5.83%	
Total	103	100.00%	

Skills Satisfaction (continued)

21(b): Analytical skills			
Responses	Count	%	
1 - Very Dissatisfied	1	0.97%	
2 - Dissatisfied	0	0.00%	
3 - Neutral	19	18.45%	■
4 - Satisfied	34	33.01%	■
5 - Very Satisfied	43	41.75%	■
N/A - Not Applicable	0	0.00%	
(Did not answer)	6	5.83%	
Total	103	100.00%	

21(c): Leadership			
Responses	Count	%	
1 - Very Dissatisfied	1	0.97%	
2 - Dissatisfied	5	4.85%	
3 - Neutral	22	21.36%	■
4 - Satisfied	28	27.18%	■
5 - Very Satisfied	40	38.83%	■
N/A - Not Applicable	1	0.97%	
(Did not answer)	6	5.83%	
Total	103	100.00%	

21(d): Cooperation/teamwork			
Responses	Count	%	
1 - Very Dissatisfied	1	0.97%	
2 - Dissatisfied	4	3.88%	
3 - Neutral	16	15.53%	■
4 - Satisfied	26	25.24%	■
5 - Very Satisfied	48	46.60%	■
N/A - Not Applicable	1	0.97%	
(Did not answer)	7	6.80%	
Total	103	100.00%	

21(e): Problem solving			
Responses	Count	%	
1 - Very Dissatisfied	1	0.97%	
2 - Dissatisfied	3	2.91%	
3 - Neutral	17	16.50%	■
4 - Satisfied	28	27.18%	■
5 - Very Satisfied	46	44.66%	■
N/A - Not Applicable	0	0.00%	
(Did not answer)	8	7.77%	
Total	103	100.00%	

Skills Satisfaction (continued)

21(f): Time management			
Responses	Count	%	
1 - Very Dissatisfied	1	0.97%	
2 - Dissatisfied	1	0.97%	
3 - Neutral	18	17.48%	■
4 - Satisfied	31	30.10%	■
5 - Very Satisfied	46	44.66%	■
N/A - Not Applicable	0	0.00%	
(Did not answer)	6	5.83%	
Total	103	100.00%	

21(g): Communication skills			
Responses	Count	%	
1 - Very Dissatisfied	1	0.97%	
2 - Dissatisfied	4	3.88%	
3 - Neutral	18	17.48%	■
4 - Satisfied	31	30.10%	■
5 - Very Satisfied	42	40.78%	■
N/A - Not Applicable	1	0.97%	
(Did not answer)	6	5.83%	
Total	103	100.00%	

21(h): Professional/ethical behavior			
Responses	Count	%	
1 - Very Dissatisfied	2	1.94%	
2 - Dissatisfied	3	2.91%	
3 - Neutral	14	13.59%	■
4 - Satisfied	31	30.10%	■
5 - Very Satisfied	46	44.66%	■
N/A - Not Applicable	1	0.97%	
(Did not answer)	6	5.83%	
Total	103	100.00%	

21(i): Independent decision-making			
Responses	Count	%	
1 - Very Dissatisfied	0	0.00%	
2 - Dissatisfied	2	1.94%	
3 - Neutral	19	18.45%	■
4 - Satisfied	30	29.13%	■
5 - Very Satisfied	46	44.66%	■
N/A - Not Applicable	1	0.97%	
(Did not answer)	5	4.85%	
Total	103	100.00%	

Skills Satisfaction (continued)

21(j): Taking direction from supervisor			
Responses	Count	%	
1 - Very Dissatisfied	2	1.94%	
2 - Dissatisfied	2	1.94%	
3 - Neutral	14	13.59%	
4 - Satisfied	33	32.04%	
5 - Very Satisfied	44	42.72%	
N/A - Not Applicable	1	0.97%	
(Did not answer)	7	6.80%	
Total	103	100.00%	

OSUIT Educational Experience

22(a): Quality of instruction			
Responses	Count	%	
1 - Very Dissatisfied	0	0.00%	
2 - Dissatisfied	12	11.65%	
3 - Neutral	7	6.80%	
4 - Satisfied	33	32.04%	
5 - Very Satisfied	42	40.78%	
N/A - Not Applicable	1	0.97%	
(Did not answer)	8	7.77%	
Total	103	100.00%	

22(b). Rigor of program			
Responses	Count	%	
1 - Very Dissatisfied	2	1.94%	
2 - Dissatisfied	6	5.83%	
3 - Neutral	14	13.59%	
4 - Satisfied	32	31.07%	
5 - Very Satisfied	40	38.83%	
N/A - Not Applicable	1	0.97%	
(Did not answer)	8	7.77%	
Total	103	100.00%	

22(c). Instructor's knowledge of subject area			
Responses	Count	%	
1 - Very Dissatisfied	3	2.91%	
2 - Dissatisfied	3	2.91%	
3 - Neutral	13	12.62%	
4 - Satisfied	32	31.07%	
5 - Very Satisfied	43	41.75%	
N/A - Not Applicable	1	0.97%	
(Did not answer)	8	7.77%	
Total	103	100.00%	

OSUIT Educational Experience (continued)

22(d). Quality of on-campus applied learning & practical experiences			
Responses	Count	%	
1 - Very Dissatisfied	1	0.97%	
2 - Dissatisfied	8	7.77%	
3 - Neutral	17	16.50%	
4 - Satisfied	23	22.33%	
5 - Very Satisfied	39	37.86%	
N/A - Not Applicable	7	6.80%	
(Did not answer)	8	7.77%	
Total	103	100.00%	

22(e). Availability of technology similar to what is used in the field			
Responses	Count	%	
1 - Very Dissatisfied	2	1.94%	
2 - Dissatisfied	6	5.83%	
3 - Neutral	11	10.68%	
4 - Satisfied	27	26.21%	
5 - Very Satisfied	46	44.66%	
N/A - Not Applicable	3	2.91%	
(Did not answer)	8	7.77%	
Total	103	100.00%	

22(f). Instructors' willingness to help me meet educational goals			
Responses	Count	%	
1 - Very Dissatisfied	4	3.88%	
2 - Dissatisfied	4	3.88%	
3 - Neutral	9	8.74%	
4 - Satisfied	26	25.24%	
5 - Very Satisfied	48	46.60%	
N/A - Not Applicable	3	2.91%	
(Did not answer)	9	8.74%	
Total	103	100.00%	

22(g). Instructors' willingness to help me meet career goals			
Responses	Count	%	
1 - Very Dissatisfied	6	5.83%	
2 - Dissatisfied	3	2.91%	
3 - Neutral	11	10.68%	
4 - Satisfied	23	22.33%	
5 - Very Satisfied	48	46.60%	
N/A - Not Applicable	4	3.88%	
(Did not answer)	8	7.77%	
Total	103	100.00%	

OSUIT Educational Experience (continued)

22(h). Opportunities for off-campus practical experience in my chosen career field			
Responses	Count	%	
1 - Very Dissatisfied	3	2.91%	
2 - Dissatisfied	10	9.71%	
3 - Neutral	15	14.56%	
4 - Satisfied	16	15.53%	
5 - Very Satisfied	42	40.78%	
N/A - Not Applicable	6	5.83%	
(Did not answer)	11	10.68%	
Total	103	100.00%	

22(i). Student club/organization associated with my program			
Responses	Count	%	
1 - Very Dissatisfied	3	2.91%	
2 - Dissatisfied	6	5.83%	
3 - Neutral	23	22.33%	
4 - Satisfied	19	18.45%	
5 - Very Satisfied	31	30.10%	
N/A - Not Applicable	13	12.62%	
(Did not answer)	8	7.77%	
Total	103	100.00%	

Educational Goals

23(a). OSUIT helped me achieve my educational goals			
Responses	Count	%	
1 - Strongly Disagree	1	0.97%	
2 - Disagree	1	0.97%	
3 - Neutral	15	14.56%	
4 - Agree	30	29.13%	
5 - Strongly Agree	48	46.60%	
N/A - Did not apply to my major	0	0.00%	
(Did not answer)	8	7.77%	
Total	103	100.00%	

23(b). OSUIT helped me gain the proper skills needed for my chosen career			
Responses	Count	%	
1 - Strongly Disagree	1	0.97%	
2 - Disagree	6	5.83%	
3 - Neutral	19	18.45%	
4 - Agree	22	21.36%	
5 - Strongly Agree	47	45.63%	
N/A - Did not apply to my major	0	0.00%	
(Did not answer)	8	7.77%	
Total	103	100.00%	

Educational Goals (continued)

23(c). OSUIT provided opportunities for relevant field experience in my career field			
Responses	Count	%	
1 - Strongly Disagree	2	1.94%	
2 - Disagree	9	8.74%	
3 - Neutral	15	14.56%	
4 - Agree	23	22.33%	
5 - Strongly Agree	45	43.69%	
N/A - Did not apply to my major	0	0.00%	
(Did not answer)	9	8.74%	
Total	103	100.00%	

23(d). OSUIT helped me develop contacts with industry professionals			
Responses	Count	%	
1 - Strongly Disagree	3	2.91%	
2 - Disagree	7	6.80%	
3 - Neutral	18	17.48%	
4 - Agree	23	22.33%	
5 - Strongly Agree	43	41.75%	
N/A - Did not apply to my major	1	0.97%	
(Did not answer)	8	7.77%	
Total	103	100.00%	

23(e). OSUIT helped prepare me to interact with people from diverse backgrounds			
Responses	Count	%	
1 - Strongly Disagree	4	3.88%	
2 - Disagree	5	4.85%	
3 - Neutral	21	20.39%	
4 - Agree	25	24.27%	
5 - Strongly Agree	36	34.95%	
N/A - Did not apply to my major	3	2.91%	
(Did not answer)	9	8.74%	
Total	103	100.00%	

Summary Items

23(f). I would choose to attend OSUIT again.			
Responses	Count	%	
1 - Strongly Disagree	6	5.83%	
2 - Disagree	5	4.85%	
3 - Neutral	12	11.65%	
4 - Agree	22	21.36%	
5 - Strongly Agree	48	46.60%	
N/A - Did not apply to my major	2	1.94%	
(Did not answer)	8	7.77%	
Total	103	100.00%	

23(g). I would recommend OSUIT to my family and friends			
Responses	Count	%	
1 - Strongly Disagree	5	4.85%	
2 - Disagree	5	4.85%	
3 - Neutral	10	9.71%	
4 - Agree	23	22.33%	
5 - Strongly Agree	51	49.51%	
N/A - Did not apply to my major	0	0.00%	
(Did not answer)	9	8.74%	
Total	103	100.00%	

23(h). Overall, I am satisfied with my education from OSUIT			
Responses	Count	%	
1 - Strongly Disagree	2	1.94%	
2 - Disagree	5	4.85%	
3 - Neutral	13	12.62%	
4 - Agree	23	22.33%	
5 - Strongly Agree	52	50.49%	
N/A - Did not apply to my major	0	0.00%	
(Did not answer)	8	7.77%	
Total	103	100.00%	

Appendix A:
Alumni Survey - Online Version



INSTITUTE OF TECHNOLOGY
Institutional Research

Alumni Survey

C1
ALUMNI SURVEY

C2
Dear `#{m://FirstName}` `#{m://LastName}`,

The faculty, staff, and administration of OSUIT care about the level of education you received, and we need to know how well prepared you were to enter your chosen career field. Your feedback on this survey can help shape the future of education at OSU Institute of Technology! Like most institutions of higher learning, OSUIT evaluates our ability to provide a quality education through the success of our graduates. Please take a moment to update us on your transition into the workforce and provide feedback regarding how well OSUIT served your educational needs. This information is requested to help improve the level of education at OSUIT, and it is necessary for accreditation purposes. This survey will only take about 10 minutes to complete.

Confidentiality Statement: Please note that your responses are ANONYMOUS unless you intentionally enter your name or other identifying information in a comment section. Published reports and summaries will not include any personally identifiable information, but comments and responses to open-ended questions will be reported verbatim to administrators. Be careful to avoid making comments that could reveal your identity. You may choose to end your participation at any time.

Questions or concerns? Contact the OSUIT Office of Institutional Research at (918) 293-5498 or curtis.miller@okstate.edu.



INSTITUTE OF TECHNOLOGY

Institutional Research

C3 It's been a few months since graduation-- Where are you now?

Q5 Current Address

- PO Box or Street _____
- Apt, Suite, Lot # _____
- City/Town _____
- State/Province _____
- Zip/Postal Code _____
- Phone _____
- Cell phone (if different) _____
- Preferred Email Address _____
- Other name(s) used at OSUIT



INSTITUTE OF TECHNOLOGY

Institutional Research

Q6 In which major program of study did you graduate? (select each)

- Arts & Sciences - Allied Health Sciences (pre-nursing)
- Arts & Sciences - Business
- Arts & Sciences - Enterprise Development, Business Administration
- Arts & Sciences - Enterprise Development, General Studies
- Arts & Sciences - Office Information Systems Technologies
- Arts & Sciences - Pre-Professional Studies
- Arts & Sciences - Pre-Education (elementary)
- Arts & Sciences - Pre-Education (secondary)
- Automotive Technologies - Collision Repair
- Automotive Technologies - Ford ASSET
- Automotive Technologies - GM ASEP
- Automotive Technologies - MOPAR CAP
- Automotive Technologies - PRO-TECH
- Automotive Technologies - Toyota T-TEN
- Construction Technologies - Air Conditioning & Refrigeration
- Construction Technologies - Construction Management



INSTITUTE OF TECHNOLOGY

Institutional Research

- Construction Technologies - Electrical
- Construction Technologies - High Voltage Lineman
- Culinary Arts
- Diesel & Heavy Equipment - Aggreko SelecTech
- Diesel & Heavy Equipment - CAT Dealer Prep
- Diesel & Heavy Equipment - Komatsu
- Diesel & Heavy Equipment - Truck Technician
- Diesel & Heavy Equipment - Western Equipment Dealers Assoc.
- Energy Technologies - Natural Gas Compression
- Energy Technologies - Pipeline Integrity Technology
- Energy Technologies - Power Plant Technology
- Engineering Technologies - Civil Engineering (BT)
- Engineering Technologies - Civil Engineering/Surveying (AAS)
- Engineering Technologies - Electrical/Electronics & Instrumentation (AAS)
- Engineering Technologies - Electromechanical
- Engineering Technologies - Engineering Graphics & Design Drafting
- Engineering Technologies - Industrial Maintenance Technologies (AAS)



INSTITUTE OF TECHNOLOGY

Institutional Research

- Engineering Technologies - Instrumentation Technology (AAS)
- Engineering Technologies - Instrumentation Engineering (BT)
- Engineering Technologies - Manufacturing Technology
- Information Technologies - (AAS)
- Information Technologies - (AS)
- Information Technologies - Cybersecurity and Digital Forensics Option (BT)
- Information Technologies - Enterprise Management Option (BT)
- Information Technologies - Network Infrastructure Option (BT)
- Information Technologies - Software Development Option (BT)
- Nursing & Health Sciences - Nursing (AAS)
- Nursing & Health Sciences - Nursing LPN to RN Transition
- Nursing & Health Sciences - Orthotics & Prosthetics Technology
- Visual Communication - 3D Modeling & Animation
- Visual Communication - Graphic Design Technology
- Visual Communication - Photography
- Watchmaking - Watchmaking & Microtechnology
- Other (Please specify) _____



INSTITUTE OF TECHNOLOGY

Institutional Research

Q7 Placement: Please READ CAREFULLY and indicate what best describes your activities since graduation (*mark ONE best answer*).

- Employed in my field of study or a related field
- Employed/self-employed in an unrelated field
- Self-employed in field related to my education - business owner
- Self-employed in field related to my education - freelance/contract work
- Continuing education
- Seeking employment in my field of study or related field
- Seeking employment in an unrelated field
- Not seeking employment at this time
- Serving in the military
- Other (please specify) _____



INSTITUTE OF TECHNOLOGY

Institutional Research

Display This Question:

If Q7 = Employed in my field of study or a related field

Or Q7 = Employed/self-employed in an unrelated field

Or Q7 = Self-employed in field related to my education - business owner

Or Q7 = Self-employed in field related to my education - freelance/contract work

Q8 Please indicate your current place of employment.

Company Name _____

Address 1 _____

Address 2 _____

City _____

State _____

Zip _____

Phone _____

Email _____



INSTITUTE OF TECHNOLOGY

Institutional Research

Display This Question:

If Please indicate your current place of employment. Company Name Is Displayed

Q9 How long have you been employed with this company?

- Less than six months
- Between six months and one year
- More than a year

Display This Question:

If Please indicate your current place of employment. Company Name Is Displayed

Q10 Do you work full- or part-time?

- Full-time
- Part-time



INSTITUTE OF TECHNOLOGY

Institutional Research

Display This Question:

If Please indicate your current place of employment. Company Name Is Displayed

Q11 From the time you graduated, how long did you search for a job?

- I had a job lined up prior to graduation
- Less than 1 month
- 1-3 months
- 4-6 months
- 6-8 months
- 9-12 months
- More than 12 months

Display This Question:

If Please indicate your current place of employment. Company Name Is Displayed

Q12 Please indicate your current job title. _____



INSTITUTE OF TECHNOLOGY

Institutional Research

Display This Question:

If Please indicate your current place of employment. Company Name Is Displayed

Q13 Please mark the range that best reflects your current annual pay before taxes. *WHY DO WE ASK?* We report student success to state and federal agencies for accreditation and accountability purposes. All information is aggregated into a group summary for your privacy: ***No personally identifiable information is reported.***

- \$14,999 or less (Note: This is less than federal minimum wage for annual full-time pay)
- \$15,000-\$19,999
- \$20,000-\$24,999
- \$25,000-\$29,999
- \$30,000-\$34,999
- \$35,000-\$39,999
- \$40,000-\$44,999
- \$45,000-\$49,999
- \$50,000-\$54,999
- \$55,000-\$59,999
- \$60,000-\$64,999
- \$65,000-\$69,999
- \$70,000-\$74,999
- \$75,000-\$79,999
- \$80,000-\$84,999
- \$85,000-\$89,999
- \$90,000-\$94,999
- \$95,000-\$99,999
- \$100,000 or more



Display This Question:

If Please indicate your current place of employment. Company Name Is Displayed

Q14 Do you have an individual you recognize as your supervisor?

- Yes
- No

Display This Question:

If Q14 = Yes

Q15

We would also like to invite your supervisor to complete a companion survey to ask about your work-related skills and abilities as an OSUIT graduate. The success of our graduates, as recognized by their supervisors, is just another way to evaluate our ability to provide a quality education.

Your individual responses to the Alumni Survey will not be shared with your supervisor, nor will your supervisor's participation or responses be disclosed to you. Only your permission to invite your supervisor will be disclosed. Your personal information, and that of your supervisor, will remain confidential. Again, we respect your privacy. This information will help inform decisions regarding the future educational offerings at OSUIT.

May we invite your supervisor to participate in the OSUIT Employer Survey?

- Yes
 - No
-



Display This Question:

If Q15 = Yes

Q16 Thank you for allowing us to invite your supervisor to participate. Please provide the following information:

- Supervisor's name _____
- Supervisor's job title _____
- Supervisor's phone _____
- Supervisor's email _____

Display This Question:

If Q7 = Continuing education

Q17

You continued your education after graduation from OSUIT - Which institution did you transfer to?



INSTITUTE OF TECHNOLOGY

Institutional Research

Display This Question:

If You continued your education after graduation from OSUIT – "Which institution did you transfer to?"; Text Response Is Displayed

Q18 In what major(s) did you enroll?

Display This Question:

If You continued your education after graduation from OSUIT – "Which institution did you transfer to?"; Text Response Is Displayed

Q19 What is your ultimate educational goal?



INSTITUTE OF TECHNOLOGY

Institutional Research

Display This Question:

If Q7 = Serving in the military

Q20 IF MILITARY, in which branch do you serve?

- Air Force
- Army
- Coast Guard
- Marines
- Navy
- Other (please specify) _____



INSTITUTE OF TECHNOLOGY
 Institutional Research

Q21 Please indicate your satisfaction with how well OSUIT helped you gain or improve skills in the following areas:

	Very Satisfied	Satisfied	Neutral	Dissatisfied	Very Dissatisfied	N/A
Technical skills	<input type="radio"/>	<input type="radio"/>	<input type="radio"/>	<input type="radio"/>	<input type="radio"/>	<input type="radio"/>
Analytical skills	<input type="radio"/>	<input type="radio"/>	<input type="radio"/>	<input type="radio"/>	<input type="radio"/>	<input type="radio"/>
Leadership	<input type="radio"/>	<input type="radio"/>	<input type="radio"/>	<input type="radio"/>	<input type="radio"/>	<input type="radio"/>
Cooperation/teamwork	<input type="radio"/>	<input type="radio"/>	<input type="radio"/>	<input type="radio"/>	<input type="radio"/>	<input type="radio"/>
Problem solving	<input type="radio"/>	<input type="radio"/>	<input type="radio"/>	<input type="radio"/>	<input type="radio"/>	<input type="radio"/>
Time management	<input type="radio"/>	<input type="radio"/>	<input type="radio"/>	<input type="radio"/>	<input type="radio"/>	<input type="radio"/>
Communication skills	<input type="radio"/>	<input type="radio"/>	<input type="radio"/>	<input type="radio"/>	<input type="radio"/>	<input type="radio"/>
Professional/ethical behavior	<input type="radio"/>	<input type="radio"/>	<input type="radio"/>	<input type="radio"/>	<input type="radio"/>	<input type="radio"/>
Independent decision-making	<input type="radio"/>	<input type="radio"/>	<input type="radio"/>	<input type="radio"/>	<input type="radio"/>	<input type="radio"/>
Taking direction from a supervisor	<input type="radio"/>	<input type="radio"/>	<input type="radio"/>	<input type="radio"/>	<input type="radio"/>	<input type="radio"/>



INSTITUTE OF TECHNOLOGY
 Institutional Research

Q22 Please indicate your level of satisfaction with your educational experience at OSUIT:

	Very Satisfied	Satisfied	Neutral	Dissatisfied	Very Dissatisfied	N/A
Quality of instruction	<input type="radio"/>	<input type="radio"/>	<input type="radio"/>	<input type="radio"/>	<input type="radio"/>	<input type="radio"/>
Rigor of program	<input type="radio"/>	<input type="radio"/>	<input type="radio"/>	<input type="radio"/>	<input type="radio"/>	<input type="radio"/>
Instructors' knowledge of subject area	<input type="radio"/>	<input type="radio"/>	<input type="radio"/>	<input type="radio"/>	<input type="radio"/>	<input type="radio"/>
Quality of on-campus applied learning & practical experiences	<input type="radio"/>	<input type="radio"/>	<input type="radio"/>	<input type="radio"/>	<input type="radio"/>	<input type="radio"/>
Availability of technology similar to what is used in the field	<input type="radio"/>	<input type="radio"/>	<input type="radio"/>	<input type="radio"/>	<input type="radio"/>	<input type="radio"/>
Instructors' willingness to help me meet educational goals	<input type="radio"/>	<input type="radio"/>	<input type="radio"/>	<input type="radio"/>	<input type="radio"/>	<input type="radio"/>
Instructors' willingness to help me meet career goals	<input type="radio"/>	<input type="radio"/>	<input type="radio"/>	<input type="radio"/>	<input type="radio"/>	<input type="radio"/>
Opportunities for off-campus practical experience in my chosen career field	<input type="radio"/>	<input type="radio"/>	<input type="radio"/>	<input type="radio"/>	<input type="radio"/>	<input type="radio"/>
Student club/organization associated with my program	<input type="radio"/>	<input type="radio"/>	<input type="radio"/>	<input type="radio"/>	<input type="radio"/>	<input type="radio"/>



INSTITUTE OF TECHNOLOGY
 Institutional Research

Q23 Please indicate your level of agreement with the following statements:

	Strongly Agree	Agree	Neutral	Disagree	Strongly Disagree	N/A
OSUIT helped me achieve my educational goals	<input type="radio"/>	<input type="radio"/>	<input type="radio"/>	<input type="radio"/>	<input type="radio"/>	<input type="radio"/>
OSUIT helped me gain the proper skills needed for my chosen career	<input type="radio"/>	<input type="radio"/>	<input type="radio"/>	<input type="radio"/>	<input type="radio"/>	<input type="radio"/>
OSUIT provided opportunities for relevant field experience in my career field	<input type="radio"/>	<input type="radio"/>	<input type="radio"/>	<input type="radio"/>	<input type="radio"/>	<input type="radio"/>
OSUIT helped me develop contacts with industry professionals	<input type="radio"/>	<input type="radio"/>	<input type="radio"/>	<input type="radio"/>	<input type="radio"/>	<input type="radio"/>
OSUIT helped prepare me to interact with people from diverse backgrounds	<input type="radio"/>	<input type="radio"/>	<input type="radio"/>	<input type="radio"/>	<input type="radio"/>	<input type="radio"/>
I would choose to attend OSUIT again	<input type="radio"/>	<input type="radio"/>	<input type="radio"/>	<input type="radio"/>	<input type="radio"/>	<input type="radio"/>
I would recommend OSUIT to my family and friends	<input type="radio"/>	<input type="radio"/>	<input type="radio"/>	<input type="radio"/>	<input type="radio"/>	<input type="radio"/>
Overall, I am satisfied with my education from OSUIT	<input type="radio"/>	<input type="radio"/>	<input type="radio"/>	<input type="radio"/>	<input type="radio"/>	<input type="radio"/>



INSTITUTE OF TECHNOLOGY
Institutional Research

Q24 What are your plans for the future? (max 500 characters)

Q25 Comments? If any answers need additional explanation, or if you would like to share additional information, please use this space below. Feel free to provide suggestions for improvement. We appreciate your feedback! (max 1,000 characters)

Q30 Thank you for sharing your feedback with us.
Keep up with alumni information at www.go.osuit.edu/alumni